

TWIN SPOT

EMERGENCY PROJECTOR

Twin Spot combines simple and effective emergency lighting with exceptional value for money. The lightweight yet tough body has fully adjustable LED heads and features indicators to confirm status.



Features

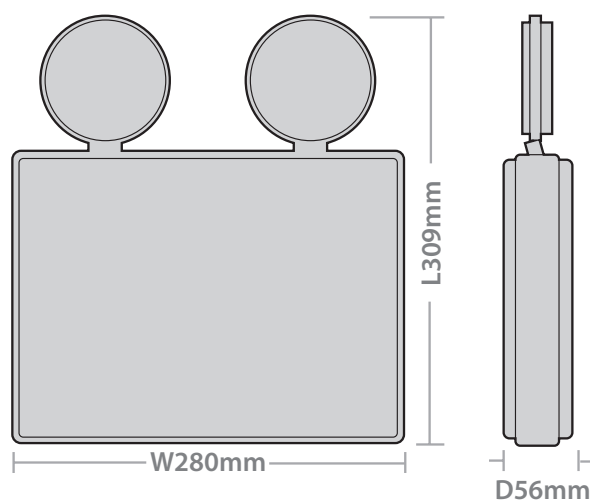
- Tough polycarbonate construction
- Handy keyhole slot mounting holes on rear
- Status indicators for charge of each head
- 20mm conduit / cable entry knockouts for easy installation



Specification

Material:	Polycarbonate
Colour Temperature:	6000K
Colour Finish:	White
CRI	Ra>70
LED Lifetime:	L70B50 40,000 Hrs
IP Rating:	IP20
IK Rating:	IK08
Working Temperature:	0°C to 40°C
Power Factor:	0.91
Emergency Battery Type:	Ni-Cd
Electrical Class:	Class: II
Guarantee:	1 Year

Dimensions

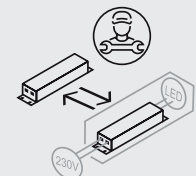
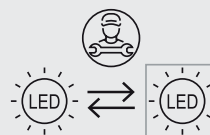


Product Code	Description	Wattage	Lumen Output	Net Weight (kg)	Barcode
LF292E	Twin Spot 3 Hour Emergency	5.2W	460 lm	1.1	5055807618274

Spacing Tables

Open Area					
Mount Height (m)	Open Area 0.5 Lux min (m)				
Self Contained					
2.5	4.2	10.4	4.2	10.1	
2.8	4.4	10.9	4.4	10.7	
3.0	4.5	11.3	4.6	11.0	
4.0	5.1	12.9	5.2	12.6	
5.0	5.6	14.3	5.8	14.0	

Escape Route		
Mount Height (m)	Escape Route 1 Lux min (m)	
Self Contained		
2.5	3.4	8.6
2.8	3.6	9.1
3.0	3.7	9.39
4.0	4.1	10.7



www.redarrowelectrical.co.uk