

INSTALLATION INSTRUCTIONS

Outdoor Festoon Kit 15m (Includes Lamps)
 Product Codes: **OFK/15M**

Safety Warning



- The installation should be carried out by a qualified electrician in compliance with the current edition of the IEE Wiring Regulations.
- Prior to installation, carry out the necessary risk assessment considering the people who could be at risk, the level of risk and the precautions required to control the risk
- Ensure that the circuit supply is isolated either by the circuit supply fuse being removed or the applicable circuit breaker being turned off before installation or any maintenance.
- Check the total load on the circuit ensuring the luminaire does not exceed the rating of the circuit cable, fuse or circuit breaker.
- Long-term use and voltage fluctuations can reduce the life span of the fitting.
- If the fitting incorporates control gear, ensure careful sizing to avoid instances of nuisance tripping of the protective device used in the installation.
- Follow the provided installation instructions, using the fixings supplied or recommended.
- Keep out of reach of children.

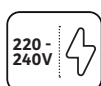
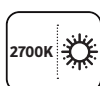
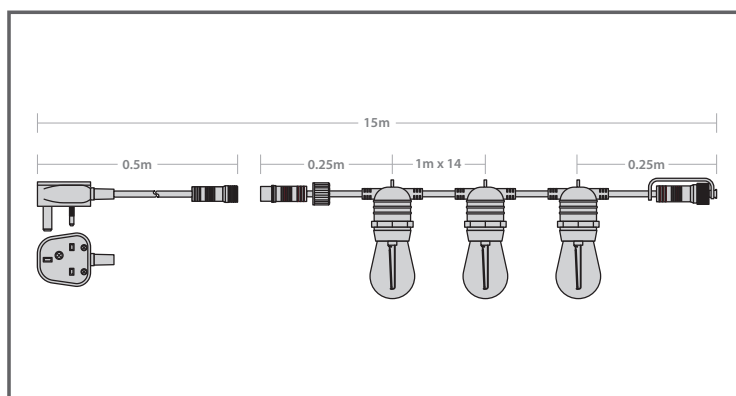


Specification

Box Contents -

1 x 15m Outdoor Festoon String
 1 x 0.5m Starter Lead including UK 3 pin plug
 15 x Shatter proof clear LED lamps

Dimensions:	Overall Length: 15meters Starter Lead: 0.5m Spacings between lamps: 1m
Voltage:	220-240V
Colour Temperature:	2700K
IP Rating:	IP44
Working Temperature:	-20°C to 40°C
Warranty:	1 Year



Installation Instructions

1. Kit includes 0.5m Starter lead with UK 3 Pin Plug.
 2. This kit is only designed to interconnect with Red Arrow OFK Festoons.
 3. If this kit is used for connecting to existing OFK kits the starter lead is to be removed.
- NOTE:** Maximum recommended connecting length from a single starter lead is 150m (15x 15M Kits).
4. The festoon kit should be positioned in a way that it does not cause an obstruction to personnel / equipment, or cause a trip hazard.
 5. This festoon kit must be installed with a support wire to hold the light string in place, It is recommended to use cable ties at 25-50cm spacings.
 6. Ensure that all festoon heads are facing downwards and are not facing past 45 degrees.
 7. Use the endcap provided to safely terminate the kit at the end of the run.
 8. Do not connect the festoon kit to any power source until it is fully secured into position.
 9. Ensure all lamps are tightly secured into each lamp holder before connecting the power. No lamps holders are to be left "open" without a lamp installed.
 10. For outdoor use the starter lead must be connected within a suitably IP Rated housing.

Protect the cable from any contact with sharp objects, chemicals or hot surfaces.
 Do not switch the festoon kit on when it is coiled

Warranty

This product is guaranteed for a period of 1 year from the date of purchase. The warranty is invalid in the case of improper use, tampering, removal of the Q.C. date label, installation in an improper working environment or installation not according to the current edition of the I.E.E. Wiring Regulations (BS7671). The warranty is also invalidated if the luminaire has been insulation tested. Should this product fail during the warranty period it will be replaced free of charge, subject to correct installation and return of the faulty unit. We do not accept responsibility for any installation costs associated with the replacement of this product. Your statutory rights are not affected. We reserve the right to alter specifications without prior notice.

Maintenance

- This fitting will require routine cleaning if used in adverse (dust, paint, welding, oils etc) environments. Do not use solvents, aggressive detergents or abrasives.
- When this fitting comes to the end of its life or you choose to replace it, please do not dispose of it with your normal waste. Please recycle where the facilities exist, check with your local authority for suitable options.

INS/OUTDOOR/0017/OFK/V2



Red Arrow Electrical Ltd
Cortonwood Drive, Brampton,
Barnsley, S73 0UF UK

T: 0114 279 8999
sales@redarrowelectrical.co.uk

redarrowelectrical.co.uk